

Solidity

This page will cover setting up a local environment for working with Solidity. This is not required to deploy an ERC20 token, but it is a good learning experience to set up these environments yourself instead of using a provided service like Remix. That said, Remix is a *really* neat tool, and I would recommend getting into some basic solidity there first and deploying a test contract to ropsten or some other ethereum testnet. For that process, I found *a lot* of information available online, so I won't cover it here, but [here's my ERC20 token GitHub repository](#). The code there may be more up-to-date than the code on this page, so there will probably be discrepancies from the screenshots and snippets seen here as I work on the repository.

Once you deploy on Remix, if you still want to get a development environment and repository of your own setup, this page might be useful to you.

[ERC20 Token Standard](#)

[Solidity Documentation](#)

[OpenZeppelin Documentation](#) **This is a great resource**

[OpenZeppelin ERC20 Decoumentation](#) specific to the `IERC20` interface I inherit in my token contract.

[OpenZeppelin Contracts GitHub](#) Useful for looking at how things are implemented

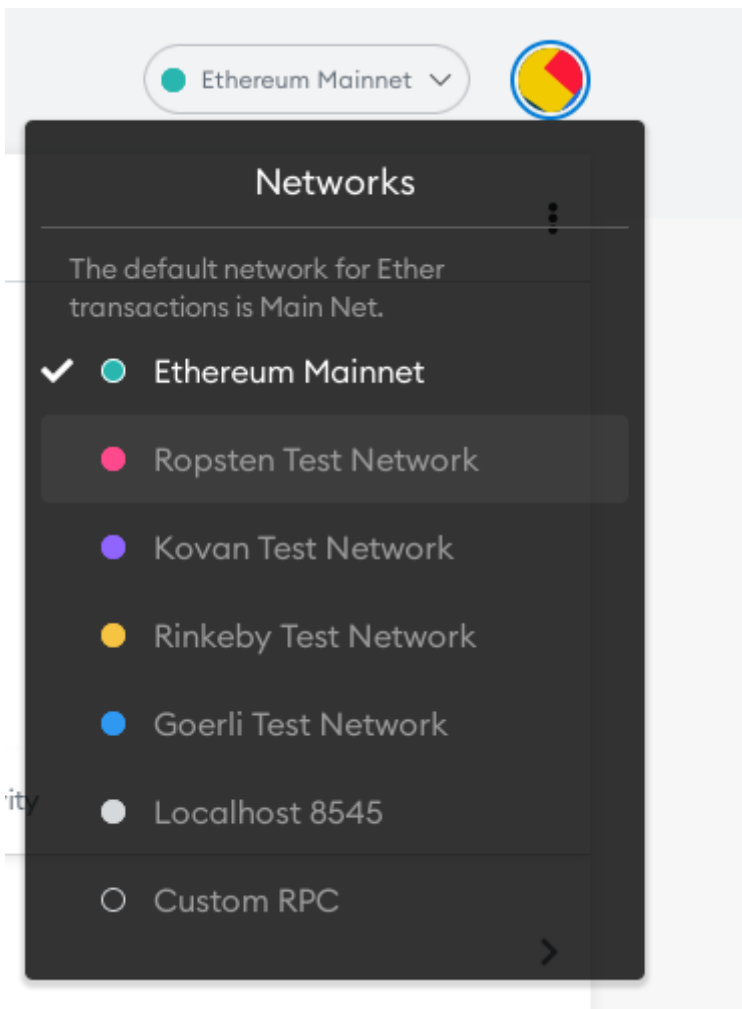
[Remix ETH Web IDE](#) **You can use this Web IDE as an alternative to setting up a local development environment.**

MetaMask

You will need the [MetaMask browser extension and wallet](#). Once you install it onto your web browser, **be sure to save your mnemonic phrase**. This goes for all wallets, but we will specifically need this phrase to deploy our contract.

Switch to the Ropsten testnet within metamask, and visit the link below and enter your wallet address to *give yourself free test ethereum*. This is only for testing on the Ropsten network.

[Ropsten ETH Faucet](#) for testnet use only



You will need this test ETH to pay the transaction fees for deploying your contract when creating your ERC20 token. Don't skip this step, visit the link to the ropsten faucet above.

Custom Coins

You will only need to do this once you have your contract deployed

To get your custom token balances to show in metamask, you need to add a custom coin. Be sure you are on ropsten, or your testnet of choice, and see the images below.

In your MetaMask wallet, click `Add Token`, and go to the `Custom Token` tab. Enter your contract address you recieved when deploying.



Ropsten Test Network



Add Tokens

Search

Custom Token

Token Contract Address

0x6F502849750960CdB3c225beDAb6a05065f85855

Token Symbol

KRMA

Decimals of Precision

18



Cancel

Next

Click [Add Tokens](#) on the confirmation screen, and they will appear in your wallet!



Ropsten Test Network



Add Tokens

Would you like to add these tokens?

Token

Balance

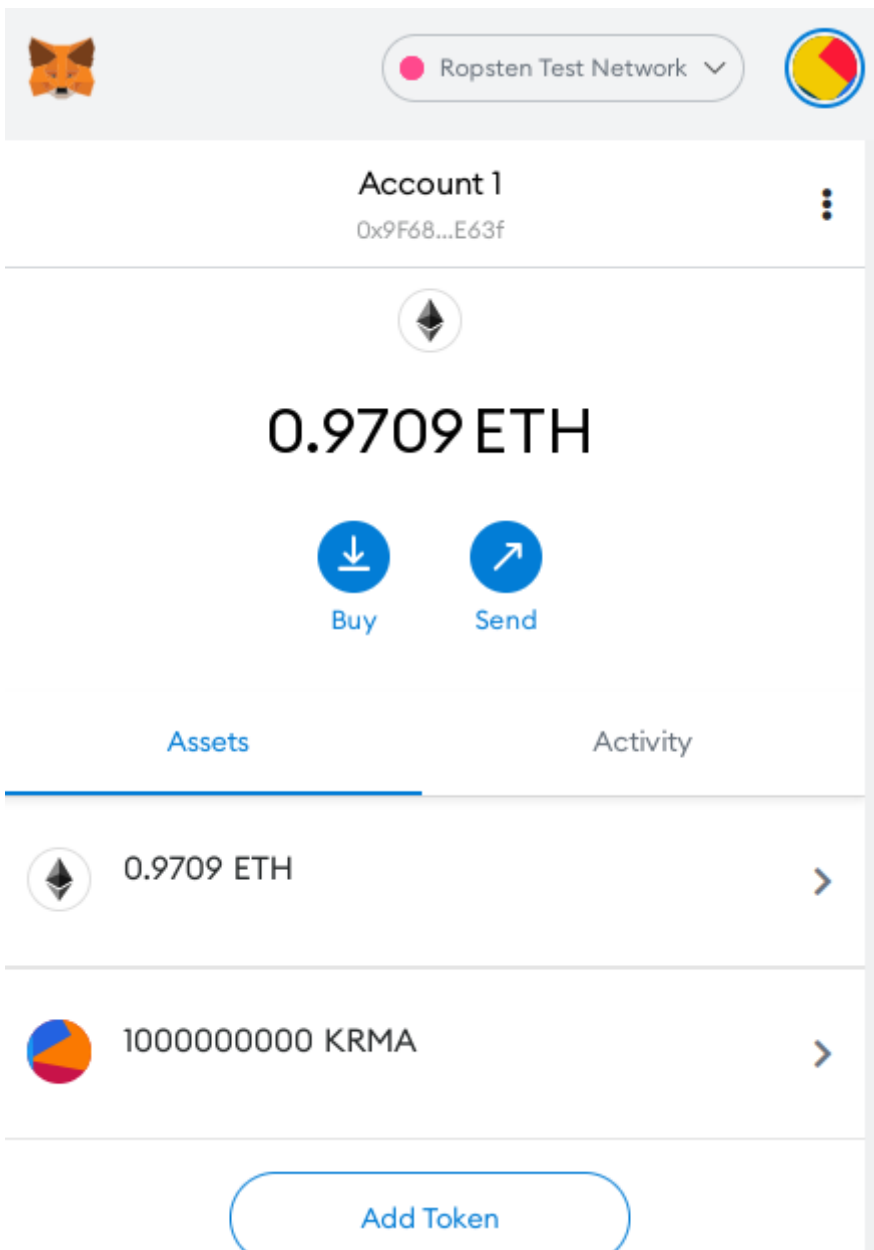


KRMA

100000... KRMA

Back

Add Tokens



Compiling Solidity With Truffle

[Truffle Documentation](#)

We need to install the Truffle compiler -

```
npm install --save-dev truffle
```

The next steps will overwrite your `contracts/` and `test/` directories. If you have files there you want to keep, move or copy them somewhere else. After running the following initialization command, move them back, but keep any other additional files that Truffle has generated.

Run the following command to initialize a new Truffle project

```
npx truffle init
```

```
[kapper@kubuntu-vbox karma]$npx truffle init
Starting init...
=====
> Copying project files to /home/kapper/Code/karma
Init successful, sweet!
```

Check the `truffle-config.js` generated by `npx truffle init`, and modify your compiler version as needed. For me, all active settings in this config are seen below. This will work for compiling locally, but not on any remote public network. The next section will cover deploying to a remote network.

```
// truffle-config.js
module.exports = {
  // Set default mocha options here, use special reporters etc.
  mocha: {
  },
  // Configure your compilers
  compilers: {
    solc: {
      version: "0.8.0",    // <----- Modify your version if needed!
    }
  },
  db: {
    enabled: false
  }
};
```

Project Setup

Solidity is the language I used to create an ERC20 Token. This section will cover compilation of a contract on a local machine. If it compiles locally, it will deploy successfully. The sections after this will cover deploying Solidity projects to a remote networks with Truffle, and then deploying upgradeable ERC20 contracts. After that deploy is done, your token will be available on the Ropsten test net, and can be sent between wallets or added to Pancakeswap or a similar service.

[Install Solidity Compiler](#)

[How to setup an NPM project](#)

[How to setup a Solidity project](#)

First, we need to make a project directory and install everything we need. If you don't have `git` or `npm`, you'll need to install them first. We will also install the Truffle compiler -

```
mkdir /some/project/dir
cd /some/project/dir
git init // Git is useful. Use it as needed, or don't. I won't cover any git commands here.
npm init -y // Modify the generated package.json file, if needed
```

if you want to use [OpenZeppelin](#), you will need to run the following command to install it, making it available to import in your contracts

```
npm install --save-dev @openzeppelin/contracts
```

Now, within a new `contracts/contract-ERC20.sol` file we can import the ETH ERC20 interface provided by OpenZeppelin, define a new contract `Karma`, and provide our own definitions for the member functions declared in the `IERC20` interface -

```
// Copyright [2021] - [2021], [Shaun Reed] and [Karma] contributors
// SPDX-License-Identifier: MIT

pragma solidity >= 0.8.0;

// -----
// Import ERC Token Standard #20 Interface
// ETH EIP repo: https://github.com/ethereum/EIPs/blob/master/EIPS/eip-20.md
// -----
import "@openzeppelin/contracts/token/ERC20/IERC20.sol";

// -----
// SourceCoin Contract
// -----
contract Karma is IERC20
{
    string public name;
    string public symbol;
    uint8 public decimals; // 18 decimals is the strongly suggested default, avoid changing it
    uint256 public _totalSupply;

    // Balances for each account; A hashmap using wallet address as key and uint as value
    mapping(address => uint) balances;
```



```

        return _totalSupply - balances[address(0)]; // Subtract from tokens held at address(0)
    }

    // Get the token balance for account `tokenOwner`
    function balanceOf(address tokenOwner) public override view returns (uint balance)
    {
        return balances[tokenOwner]; // Return the balance of the owner's address
    }

    /// @param tokenOwner The address of the account owning tokens
    /// @param spender The address of the account able to transfer the tokens
    /// returns Amount of remaining tokens allowed to spent
    function allowance(address tokenOwner, address spender) public override view returns (uint
remaining)
    {
        return allowed[tokenOwner][spender];
    }

    // Allow `spender` to withdraw from your account, multiple times, up to the `tokens`
    // If this function is called again it overwrites the current allowance with `_value`.
    function approve(address spender, uint tokens) public override returns (bool success)
    {
        allowed[msg.sender][spender] = tokens;
        emit Approval(msg.sender, spender, tokens);
        return true;
    }

    // Transfer the balance from owner's account to another account
    function transfer(address to, uint tokens) public override returns (bool success)
    {
        balances[msg.sender] = balances[msg.sender] - tokens;
        balances[to] = balances[to] + tokens;
        emit Transfer(msg.sender, to, tokens);
        return true;
    }

    // Send `tokens` amount of tokens from address `from` to address `to`
    // The transferFrom method is used for a withdraw workflow, allowing contracts to send
    // tokens on your behalf, for example to "deposit" to a contract address and/or to charge
    // fees in sub-currencies; the command should fail unless the `_from` account has

```

```
// deliberately authorized the sender of the message via some mechanism; we propose
// these standardized APIs for approval:
function transferFrom(address from, address to, uint tokens) public override returns (bool
success)
{
    balances[from] = balances[from] - tokens;
    allowed[from][msg.sender] = allowed[from][msg.sender] - tokens;
    balances[to] = balances[to] + tokens;
    emit Transfer(from, to, tokens);
    return true;
}
}
```

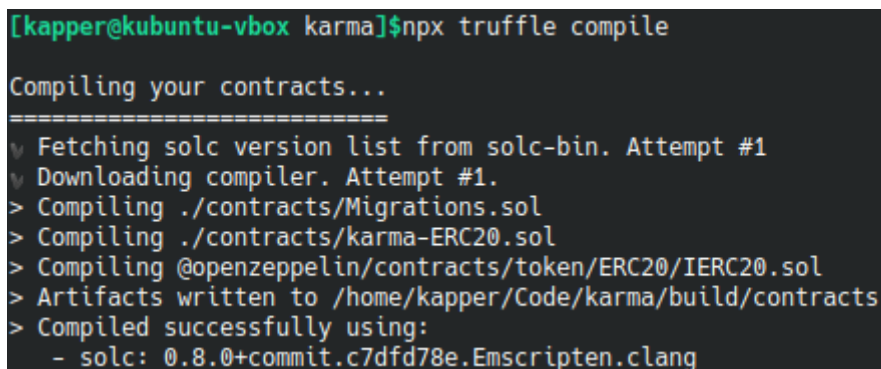
The next section will cover compiling this contract with Truffle.

Compiling Solidity With Truffle

Be sure to move any contracts you have into the `contracts/` directory, and any tests you have into the `test/` directory. For my project, I have a simple network test and a single contract. [For an example ERC20, check shaunrd0/karma](#) The screenshot below of my compilation output should provide some insight into how my project is structured.

Now, when we run the following command truffle will compile all contracts in the `contracts/` directory.

```
npx truffle compile
```



```
[kapper@kubuntu-vbox karma]$npx truffle compile
Compiling your contracts...
=====
v Fetching solc version list from solc-bin. Attempt #1
v Downloading compiler. Attempt #1.
> Compiling ./contracts/Migrations.sol
> Compiling ./contracts/karma-ERC20.sol
> Compiling @openzeppelin/contracts/token/ERC20/IERC20.sol
> Artifacts written to /home/kapper/Code/karma/build/contracts
> Compiled successfully using:
  - solc: 0.8.0+commit.c7dfd78e.Emscripten.clang
```

Now that our contract compiles, we need to configure truffle to connect to a testnet so we can deploy to the public test network. The next section will cover doing this.

Deploy Truffle to Public Networks

[Deploying Truffle to Remote Networks](#)


```

    providerUrl: "https://eth-
ropsten.alchemyapi.io/v2/xxxxxxx_YOUR_ALCHEMY_API_KEY_xxxxxxxx",
    chainId: 3 // <--- Don't forget this! For me, excluding this line caused errors. cainId
3 is for ropsten
  },
  network_id: 3,      // Ropsten's id
  gas: 5500000,      // Ropsten has a lower block limit than mainnet
  confirmations: 2,  // # of confs to wait between deployments. (default: 0)
  timeoutBlocks: 200, // # of blocks before a deployment times out (minimum/default: 50)
  skipDryRun: true   // Skip dry run before migrations? (default: false for public nets
)
},
// Set default mocha options here, use special reporters etc.
mocha: {
},

// Configure your compilers
compilers: {
  solc: {
    version: "0.8.0", // <----- Modify your version if needed!
  }
},
db: {
  enabled: false
}
};

```

Now we are ready to test that we can connect to the ropsten network, and verify our wallet connection at the same time.

```
npx truffle console --network ropsten
```

This should open a console prompt, type `await web3.eth.getBalance(accounts[0])`, followed by `accounts`. If you get a response, things are configured correctly! You should notice your wallet address is listed after entering the second `accounts` command.

```
[kapper@kubuntu-vbox karma]$ npx truffle console --network ropsten
truffle(ropsten)> await web3.eth.getBalance(accounts[0])
'996000884000000000'
truffle(ropsten)> accounts
[ '0x9F688c4D72356E230E9db8fA58f6cf981C16E63f',
  '0xA5d0379814711909ec16AE98EDe0b71035f8eEA5',
  '0xda52eeB324Dba2290Aa114Cc879aD2f69e7715cD',
  '0x1258be28fA2583E0cdc8b0977BbC91f7771f4481',
  '0xFb64c82a04b2A88602674BB7B84768A29414483b',
  '0xB2CA329563263dD434992C06cddB9e7f1c80c62B',
  '0x29e5240325CBC5288d45C701CCeffC75A313C663',
  '0x540D19e44181ABA5652Eb53afdfd45e83B681b60',
  '0x17d4Df8679B3F62984B9ccE7eD99481cf7bd8117',
  '0xDc15b734471385343BbF6ec8dCb6A8d7c5f8973B' ]
```

One final step before we can deploy our contract to ropsten. Create the file `migrations/2_deploy.js`, and add the contents below. Be sure to pay attention to comments and change the values as needed.

```
// migrations/2_deploy.js
// Set variable name Karma to your whatever you named your token
const Karma = artifacts.require("Karma"); // <-- Set string in call to artifacts.require to
your token name

module.exports = function (deployer) {
  deployer.deploy(Karma); // <----- Use const variable declared above in call to
  deployer.deploy
};
```

Now, we are finally ready to deploy our contract. run this final command to deploy to ropsten testnet.

```
npx truffle migrate --network ropsten
```

This may take a while, but when it completes you should see the output below

```
[kapper@kubuntu-vbox karma]$ npx truffle migrate --network ropsten

Compiling your contracts...
=====
> Everything is up to date, there is nothing to compile.

Starting migrations...
=====
> Network name:      'ropsten'
> Network id:       3
> Block gas limit:  8000000 (0x7a1200)

2_deploy.js
=====

Deploying 'Karma'
-----
> transaction hash:  0x4a053f020a8d0e1547d49ef58f5eb2f2aa4a8d51782a55f41445a64eeb3faaa1
> Blocks: 2         Seconds: 16
> contract address: 0x6F502849750960CdB3c225beDAb6a05065f85855
> block number:     10138480
> block timestamp:  1619712008
> account:          0x9F688c4D72356E230E9db8fA58f6cf981C16E63f
> balance:          0.990170624
> gas used:         935546 (0xe467a)
> gas price:        20 gwei
> value sent:       0 ETH
> total cost:       0.01871092 ETH

Pausing for 2 confirmations...
-----
> confirmation number: 1 (block: 10138481)
> confirmation number: 3 (block: 10138483)

> Saving migration to chain.
> Saving artifacts
-----
> Total cost:       0.01871092 ETH

Summary
=====
> Total deployments: 1
> Final cost:       0.01871092 ETH
```

We have deployed Karma to the ETH ropsten testnet! You can take the `contract address` and view it on EtherScan. [Here's the link for the contract we deployed in this section.](#) **All of my source code for this token's contract can also be found there, under the `contract` tab.** It is useful, once you have a contract deployed or some transactions to look at, to explore etherscan a bit to see how things are organized. Notice on my contract page, you can see that 1 Billion Karmas were minted and sent to my wallet address when the contract was deployed, since I am the contract owner, and our contract constructor looks like this -

```
/**
 * Constructor function
```


A complete example of a non-upgradeable token can be found at [shaunrd0/karma/basic-karma](#)

Upgradeable ERC20

For deploying upgradeable contracts, we can use the same `truffle.config.js` as we did in the sections above.

[Upgradeable Contracts For Truffle](#)

First, we need to install `@openzeppelin/contracts-upgradeable` to your project by running the following command -

```
npm i --save-dev @openzeppelin/contracts-upgradeable
```

If this is your first time deploying using `@openzeppelin/truffle-upgrades`, you may notice an additional deploy of a `ProxyAdmin` that happens when you make your very first deploy. This `ProxyAdmin` is owned by your wallet address, and you can use it to manage the proxied contracts you deploy in the future. OpenZeppelin will automatically deploy **one** `ProxyAdmin` on each network you deploy on, and this deploy will only happen the first time you deploy on the network.

The only code we need to provide for this to happen is seen below in the first few lines of the `migrations/3_deploy_proxy.js` file.

```
const { deployProxy } = require('@openzeppelin/truffle-upgrades');
```

When we include this `deployProxy` and using it to deploy a proxy contract, OpenZeppelin handles making sure we have a `ProxyAdmin` deployed on the network first. We don't need to otherwise manually define the `ProxyAdmin` contract or deploy process. [Here is my ProxyAdmin](#) - you'll notice you have the following functions available in the `write contract` section on etherscan

Contract Overview

Balance: 0 Ether

More Info

My Name Tag: Not Available

Creator: 0x9f688c4d72356e230e... at txn 0xeb870bd815db7b0eaa...

Transactions Internal Txns **Contract** Events

Code Read Contract Write Contract

Connect to Web3 [Expand all] [Reset]

1. changeProxyAdmin →
2. renounceOwnership →
3. transferOwnership →
4. upgrade →
5. upgradeAndCall →

Powered by Etherscan.io. Browse source code

If we click `Connect to Web3`, metamask will prompt us to choose an account to connect to. In order for this to work, **your metamask account must be on the same network as the contract you are viewing**.

If you try to connect to my `ProxyAdmin`, you'll notice you lack permissions to run any of the functions in `Write Contract`. It would be the same for me if I tried to connect to your `ProxyAdmin`. This protects our contracts and allows only the owner of the `ProxyAdmin` to manage their own contracts.

For now, it is enough to know this contract exists, when it is created, and what it is for. Later on, we will use this contract to upgrade our proxy implementation.

A complete example of an upgradeable token can be found at [shaunrd0/karma](#)

Contracts

Let's say we have the following contract

```
// Copyright [2021] - [2021], [Shaun Reed] and [Karma] contributors
// SPDX-License-Identifier: MIT

pragma solidity >= 0.8.0;

// -----
// Import ERC Token Standard #20 Interface
//   ETH EIP repo: https://github.com/ethereum/EIPs/blob/master/EIPS/eip-20.md
// -----
import "@openzeppelin/contracts-upgradeable/token/ERC20/ERC20Upgradeable.sol";
```

```

import "@openzeppelin/contracts-upgradeable/proxy/utils/Initializable.sol";

// -----
// Karma Contract
// -----

contract Karma is Initializable, ERC20Upgradeable
{
    function initialize(string memory name, string memory symbol, uint256 initialSupply)
public virtual initializer {
        __ERC20_init(name, symbol);
        _mint(_msgSender(), initialSupply);
    }
}

```

And we want to add an additional function, `isToken`, just to test that our upgrades are working. This function simply returns `true`, since `Karma` is a token. Notice the contract above does *not* define or declare this function.

To upgrade `Karma`, we add the function below, and rename the contract to `KarmaV2`

```

// Copyright [2021] - [2021], [Shaun Reed] and [Karma] contributors
// SPDX-License-Identifier: MIT

pragma solidity >= 0.8.0;

// -----
// Import ERC Token Standard #20 Interface
//   ETH EIP repo: https://github.com/ethereum/EIPs/blob/master/EIPS/eip-20.md
// -----
import "@openzeppelin/contracts-upgradeable/token/ERC20/ERC20Upgradeable.sol";
import "@openzeppelin/contracts-upgradeable/proxy/utils/Initializable.sol";

// -----
// Karma Contract
// -----

contract KarmaV2 is Initializable, ERC20Upgradeable
{
    function initialize(string memory name, string memory symbol, uint256 initialSupply)
public virtual initializer {

```

```

    __ERC20_init(name, symbol);
    _mint(_msgSender(), initialSupply);
}

function isToken() public view returns (bool)
{
    return true;
}
}

```

Now we have defined all the contracts we need for an upgradeable ERC20 token, and we have written the contract for our upgrade. In the next section, we will define the needed Migrations to deploy the original `Karma` to ETH ropsten test network. Then, we will upgrade `Karma` to `KarmaV2`, and finally, to `KarmaV3`.

Migrations

We will need to create the following migrations, the `./migrations/` folder inside your project directory. Each file has a comment with the required name. It is important to prefix these migrations with `1_`, `2_`, `3_`, etc - as Truffle uses this order to track migration status and pick up where it left off should a subsequent migration be interrupted or fail.

```

// migrations/1_initial_migration.js
const Migrations = artifacts.require("Migrations");

module.exports = function (deployer) {
    deployer.deploy(Migrations);
};

```

```

// migrations/2_deploy_karma.js
const Karma = artifacts.require('Karma');

module.exports = async function (deployer) {
    await deployer.deploy(Karma);
};

```

```

// migrations/3_deploy_proxy.js
const Karma = artifacts.require('Karma');

const { deployProxy } = require('@openzeppelin/truffle-upgrades');

module.exports = async function (deployer) {

```

```

    await deployProxy(
      Karma,
      ['Karma', 'KRMA', '10000000000000000000000000000000'],
      { deployer, initializer: 'initialize' }
    );
  };
};

```

Deploying and Verifying

Now, having defined the above contracts and migrations, we are ready to deploy to a public test network. Run `npx truffle migrate --network ropsten` to deploy to ETH's ropsten testnet, or replace `ropsten` with the testnet of your choice. The output from my deploy can be seen below. Note that there is no deploy seen in the output for my `ProxyAdmin` since it already exists. An account can only use one `ProxyAdmin` on each network, but can own several proxies.

```

npx truffle migrate --network ropsten
Compiling your contracts...
=====
> Everything is up to date, there is nothing to compile.

Starting migrations...
=====
> Network name:    'ropsten'
> Network id:     3
> Block gas limit: 8000000 (0x7a1200)

1_initial_migration.js
=====

Deploying 'Migrations'
-----
> transaction hash: 0x17286139c9b789dd5a92bb36a5d58a510285d170f28dec48813c3c1ed8218658
> Blocks: 0        Seconds: 28
> contract address: 0x8EfAf71d6126b2A0e76A319c92303B3E6Fdc521c
> block number:    10184001
> block timestamp: 1620312442
> account:         0x9F688c4D72356E230E9db8fA58f6cf981C16E63f
> balance:         1.62242806275

```

```
> gas used:          245600 (0x3bf60)
> gas price:         20 gwei
> value sent:        0 ETH
> total cost:        0.004912 ETH
```

Pausing for 2 confirmations...

```
-----
> confirmation number: 1 (block: 10184002)
> confirmation number: 2 (block: 10184003)
```

```
> Saving migration to chain.
> Saving artifacts
```

```
-----
> Total cost:          0.004912 ETH
```

2_deploy_karma.js

=====

Deploying 'Karma'

```
-----
> transaction hash:   0x8757dcfb9ada79802219fbb4ff4851d56044681cef0e141c35a3fc81c61340fd
> Blocks: 1          Seconds: 8
> contract address:  0xb2281089EBf1baB9d701f8697b1eCBaC3319e00F
> block number:      10184008
> block timestamp:   1620312531
> account:           0x9F688c4D72356E230E9db8fA58f6cf981C16E63f
> balance:           1.58983600275
> gas used:          1583690 (0x182a4a)
> gas price:         20 gwei
> value sent:        0 ETH
> total cost:        0.0316738 ETH
```

Pausing for 2 confirmations...

```
-----
> confirmation number: 1 (block: 10184009)
> confirmation number: 2 (block: 10184010)
```

```
> Saving migration to chain.
> Saving artifacts
```

```
-----  
> Total cost:          0.0316738 ETH
```

3_deploy_proxy.js

=====

Replacing 'Karma'

```
-----  
> transaction hash:    0xca0c617b7f9668ad431c8199fdbedec7e68d08ee42961c89bea3f0670d8b6607  
> Blocks: 0           Seconds: 8  
> contract address:   0x957684dC3De2b93154b2561c7bC96875306E39A0  
> block number:       10184013  
> block timestamp:    1620312610  
> account:            0x9F688c4D72356E230E9db8fA58f6cf981C16E63f  
> balance:            1.55758594275  
> gas used:           1583690 (0x182a4a)  
> gas price:          20 gwei  
> value sent:         0 ETH  
> total cost:         0.0316738 ETH
```

Pausing for 2 confirmations...

```
-----  
> confirmation number: 1 (block: 10184014)  
> confirmation number: 2 (block: 10184015)
```

Deploying 'ProxyAdmin'

```
-----  
> transaction hash:    0xc2733e6480aeb1746e00f8951ac770b9c03d325fa5baf0570ddd13e9f1fefb2c  
> Blocks: 2           Seconds: 24  
> contract address:   0xC51D55CCDe8996993D05EBFd9Ad481A4A782B82B  
> block number:       10184017  
> block timestamp:    1620312651  
> account:            0x9F688c4D72356E230E9db8fA58f6cf981C16E63f  
> balance:            1.54790554275  
> gas used:           484020 (0x762b4)  
> gas price:          20 gwei  
> value sent:         0 ETH  
> total cost:         0.0096804 ETH
```

Pausing for 2 confirmations...

> confirmation number: 1 (block: 10184018)

> confirmation number: 2 (block: 10184019)

Deploying 'TransparentUpgradeableProxy'

> transaction hash: 0x763e6ef2c2828a320c46830f224140c2c30305ee6453eb7b0bd46d17538fede0

> Blocks: 1 Seconds: 5

> contract address: 0x438B6a24d3581c379F51Ae389bf37236ae94BEA8

> block number: 10184022

> block timestamp: 1620312693

> account: 0x9F688c4D72356E230E9db8fA58f6cf981C16E63f

> balance: 1.53359502275

> gas used: 715526 (0xaeb06)

> gas price: 20 gwei

> value sent: 0 ETH

> total cost: 0.01431052 ETH

Pausing for 2 confirmations...

> confirmation number: 1 (block: 10184023)

> confirmation number: 2 (block: 10184024)

> Saving migration to chain.

> Saving artifacts

> Total cost: 0.05566472 ETH

Summary

=====

> Total deployments: 5

> Final cost: 0.09225052 ETH

EtherScan Truffle Verification Plugin

Plugin setup instructions provided by [rkalis/truffle-plugin-verify](https://github.com/rkalis/truffle-plugin-verify). Thanks to the developer for this useful tool! Really simplifies the process and avoids manually flattening several contract files.

```
npm install --save-dev truffle-plugin-verify
```

Then, within your `truffle-config.js`, make sure you add the following `plugins` section -

```
const HDWalletProvider = require('@truffle/hdwallet-provider');
// WARNING: Do not commit or share the values referenced in this line - use some secret
method to store them
const { alchemyApiUrl, mnemonic, etherscanApiKey } = require('./secrets.json'); // Using a
secrets.json file
// const mnemonic = fs.readFileSync(".secret").toString().trim(); // Or use a .secret file

module.exports = {
  plugins: [
    'truffle-plugin-verify'
  ],
  api_keys: {
    etherscan: etherscanApiKey
  },
}
```

Store a `secrets.json` in your project directory to resolve your secrets -

```
{
  "alchemyApiUrl": "https://eth-
ropsten.alchemyapi.io/v2/xxxxxxxxxxxxYOUR_ALCHEMY_API_KEYxxxxxxxxxxxx",
  "mnemonic": "word word word word word word word word word word word",
  "etherscanApiKey": "SOMEREALLYLONGETHERSCANAPIKEY"
}
```

Now, we can simply run `npx truffle run verify <ContractName> --network <NetworkName>` to verify our contracts!

If these steps are not followed carefully, `truffle-plugin-verify` will fail verification due to previous contracts not being verified first. The order of verification is important here, or at least it was for my contract. If I tried to verify in any other order, or without specifying the contract addresses, `Karma` would fail verification.

To verify the above contracts with `truffle-plugin-verify`, we just need to verify them in the order they were deployed. Run the following commands. Notice that when we verify `Karma`, we specify the contract addresses in the order they were deployed. So we verify

`Karma@0xb2281089EBf1baB9d701f8697b1eCBaC3319e00F` first, then

`Karma@0x957684dC3De2b93154b2561c7bC96875306E39A0` that replaced it in the subsequent deploy. When we just try to verify `Karma`, we can see that it fails initially, and we can only verify by specifying

contract addresses in-order -

```
[kapper@kubuntu-vbox karma]$npx truffle run verify Migrations --network ropsten
Verifying Migrations
Pass - Verified:
https://ropsten.etherscan.io/address/0x8EfAf71d6126b2A0e76A319c92303B3E6Fdc521c#contracts
Successfully verified 1 contract(s).
[kapper@kubuntu-vbox karma]$npx truffle run verify Karma --network ropsten
Verifying Karma
Fail - Unable to verify
Failed to verify 1 contract(s): Karma
[kapper@kubuntu-vbox karma]$npx truffle run verify
Karma@0xb2281089EBf1baB9d701f8697b1eCBaC3319e00F --network ropsten
Verifying Karma@0xb2281089EBf1baB9d701f8697b1eCBaC3319e00F
Pass - Verified:
https://ropsten.etherscan.io/address/0xb2281089EBf1baB9d701f8697b1eCBaC3319e00F#contracts
Successfully verified 1 contract(s).
[kapper@kubuntu-vbox karma]$npx truffle run verify
Karma@0x957684dC3De2b93154b2561c7bC96875306E39A0 --network ropsten
Verifying Karma@0x957684dC3De2b93154b2561c7bC96875306E39A0
Pass - Verified:
https://ropsten.etherscan.io/address/0x957684dC3De2b93154b2561c7bC96875306E39A0#contracts
Successfully verified 1 contract(s).
```

Notice that we did not have to verify our `ProxyAdmin` or `TransparentUpgradeableProxy` - these contracts are automatically verified by OpenZeppelin's `truffle-upgrades` plugin.

For quick access, here are links to all the contracts deployed above

[Migrations](#)

[Karma](#)

[Karma \(Replacement\)](#)

[\(My\) ProxyAdmin](#)

[TransparentUpgradeableProxy](#)

And, the resulting token on etherscan is found here - [Karma Token](#)

In the next section, we will see how upgrades work for `Karma`. Note that the output shown in the next section was on a different deploy, so the contracts deployed in this section is entirely separate, and they each have their own `TransparentUpgradeableProxy` and `Token` on etherscan.

Deploying Token Upgrades

First, we need to define a migration to upgrade to `KarmaV2`. -

The code for the `KarmaV2` contract is found in the Upgradeable ERC20/Contracts section above.

```
// migrations/4_upgrade_karma.js
const { upgradeProxy } = require('@openzeppelin/truffle-upgrades');

const Karma = artifacts.require('Karma');
const KarmaV2 = artifacts.require('KarmaV2');

module.exports = async function (deployer) {
  const existing = await Karma.deployed();
  await upgradeProxy(existing.address, KarmaV2, { deployer });
};
```

And, to later deploy a `KarmaV3`, we need to add another deploy to our `./migrations/` directory. The file below is an example of what I used to deploy this upgrade.

```
// migrations/5_upgrade_karma.js
const { upgradeProxy } = require('@openzeppelin/truffle-upgrades');

const KarmaV2 = artifacts.require('KarmaV2');
const KarmaV3 = artifacts.require('KarmaV3');

module.exports = async function (deployer) {
  const existing = await KarmaV2.deployed();
  await upgradeProxy(existing.address, KarmaV3, { deployer });
};
```

And, as a further example, here is an even newer version for `Karma` that adds a new function `getAddress` that simply returns the address of the `KarmaV3` contract. This function can then be used to return the address of the current contract that is implementing calls to the `TransparentProxy`, in this and future versions of `Karma`.

```

// contracts/karma-3-ERC20.sol
// Copyright [2021] - [2021], [Shaun Reed] and [Karma] contributors
// SPDX-License-Identifier: MIT

pragma solidity >= 0.8.0;

// -----
// Import ERC Token Standard #20 Interface
//   ETH EIP repo: https://github.com/ethereum/EIPs/blob/master/EIPS/eip-20.md
// -----
import "@openzeppelin/contracts-upgradeable/token/ERC20/ERC20Upgradeable.sol";
import "@openzeppelin/contracts-upgradeable/proxy/utils/Initializable.sol";

// -----
// Karma Contract
// -----

contract KarmaV3 is Initializable, ERC20Upgradeable
{
    function initialize(string memory name, string memory symbol, uint256 initialSupply)
public virtual initializer {
        __ERC20_init(name, symbol);
        _mint(_msgSender(), initialSupply);
    }

    function isToken() public pure returns (bool)
    {
        return true;
    }

    function getAddress() public view returns (address)
    {
        return address(this);
    }
}

```

Now we are ready to deploy the upgrades to etherscan -

```
[kapper@kubuntu-vbox karma-new]$npx truffle migrate --network ropsten
```

```
Compiling your contracts...
```

```
=====
```

```
> Compiling ./contracts/Migrations.sol
> Compiling ./contracts/karma-1-ERC20.sol
> Compiling ./contracts/karma-2-ERC20.sol
> Compiling ./contracts/karma-3-ERC20.sol
> Compiling @openzeppelin/contracts-upgradeable/proxy/utils/Initializable.sol
> Compiling @openzeppelin/contracts-upgradeable/token/ERC20/ERC20Upgradeable.sol
> Compiling @openzeppelin/contracts-upgradeable/token/ERC20/IERC20Upgradeable.sol
> Compiling @openzeppelin/contracts-
upgradeable/token/ERC20/extensions/IERC20MetadataUpgradeable.sol
> Compiling @openzeppelin/contracts-upgradeable/utils/ContextUpgradeable.sol
> Compilation warnings encountered:
```

```
Warning: Function state mutability can be restricted to pure
```

```
--> /home/kapper/Code/karma-new/contracts/karma-2-ERC20.sol:24:5:
```

```
|
```

```
24 |     function isToken() public returns (bool)
```

```
|     ^ (Relevant source part starts here and spans across multiple lines).
```

```
> Artifacts written to /home/kapper/Code/karma-new/build/contracts
```

```
> Compiled successfully using:
```

```
- solc: 0.8.0+commit.c7dfd78e.Emscripten.clang
```

```
Starting migrations...
```

```
=====
```

```
> Network name:    'ropsten'
```

```
> Network id:     3
```

```
> Block gas limit: 8000000 (0x7a1200)
```

```
1_initial_migration.js
```

```
=====
```

```
Deploying 'Migrations'
```

```
-----  
> transaction hash: 0x13d88d460d187ef446f48ae52984a8387b06e20ecc3887dbf52a2a958fa7ea29  
> Blocks: 1          Seconds: 12  
> contract address: 0xeB3c4405174931CDDd59E5edfAB03fc46100Ec6D  
> block number:     10179266  
> block timestamp:  1620248502  
> account:          0x9F688c4D72356E230E9db8fA58f6cf981C16E63f  
> balance:          1.74300232575  
> gas used:         245600 (0x3bf60)  
> gas price:        20 gwei  
> value sent:       0 ETH  
> total cost:       0.004912 ETH
```

Pausing for 2 confirmations...

```
-----  
> confirmation number: 1 (block: 10179267)  
> confirmation number: 2 (block: 10179268)
```

> Saving migration to chain.

> Saving artifacts

```
-----  
> Total cost:          0.004912 ETH
```

2_deploy_karma.js

=====

Deploying 'Karma'

```
-----  
> transaction hash: 0xa21e6335e217cf4056541f842957e8370009c19889f8c1455dc0de4b11407ea3  
> Blocks: 0          Seconds: 24  
> contract address: 0xB2425Ea8087233A8cD4140E1480F60EB57C133aE  
> block number:     10179270  
> block timestamp:  1620248640  
> account:          0x9F688c4D72356E230E9db8fA58f6cf981C16E63f  
> balance:          1.71041050575  
> gas used:         1583678 (0x182a3e)  
> gas price:        20 gwei  
> value sent:       0 ETH  
> total cost:       0.03167356 ETH
```

Pausing for 2 confirmations...

> confirmation number: 1 (block: 10179271)

> confirmation number: 2 (block: 10179272)

> Saving migration to chain.

> Saving artifacts

> Total cost: 0.03167356 ETH

3_deploy_proxy.js

=====

Deploying 'TransparentUpgradeableProxy'

> transaction hash: 0x774ddb93ed3b219202195821e43939f031320d441cf78e8bbf497724b06f2b05

> Blocks: 1 Seconds: 52

> contract address: 0xdCDA9d33Eb6eEf5C748743Bb1e2B7FBFBc500904

> block number: 10179275

> block timestamp: 1620248756

> account: 0x9F688c4D72356E230E9db8fA58f6cf981C16E63f

> balance: 1.69552372575

> gas used: 715526 (0xaeb06)

> gas price: 20 gwei

> value sent: 0 ETH

> total cost: 0.01431052 ETH

Pausing for 2 confirmations...

> confirmation number: 1 (block: 10179277)

> confirmation number: 2 (block: 10179278)

> Saving migration to chain.

> Saving artifacts

> Total cost: 0.01431052 ETH

4_upgrade_karma.js

=====

> Saving migration to chain.

> Total cost: 0 ETH

5_upgrade_karma.js

=====

Deploying 'KarmaV3'

> transaction hash: 0x3c446b4ac1e647d3145b5e187e03d181f5de101fe568271e6ded27c90fe1ca0e

> Blocks: 0 Seconds: 12

> contract address: 0x9e3Be3194de7A033f82e7aC121b1036Dd817f4c7

> block number: 10179297

> block timestamp: 1620248992

> account: 0x9F688c4D72356E230E9db8fA58f6cf981C16E63f

> balance: 1.62875240575

> gas used: 1621063 (0x18bc47)

> gas price: 20 gwei

> value sent: 0 ETH

> total cost: 0.03242126 ETH

Pausing for 2 confirmations...

> confirmation number: 1 (block: 10179298)

> confirmation number: 2 (block: 10179299)

> Saving migration to chain.

> Saving artifacts

> Total cost: 0.03242126 ETH

Summary

=====

> Total deployments: 1

> Final cost: 0.08331734 ETH

In the output above, you'll notice the `4_upgrade_karma.js` deploy did not provide a contract address or create a transaction. This is because I already had this version deployed on the ropsten testnet when writing this page. As an example, I added the third version to the deploy to show how to upgrade subsequent contracts.

For quick access, here's links to each contract deployed above on EtherScan:

[\(My\) ProxyAdmin](#)

[TransparentUpgradeableProxy](#)

[Karma \(V1\)](#)

[KarmaV2](#)

[KarmaV3](#)

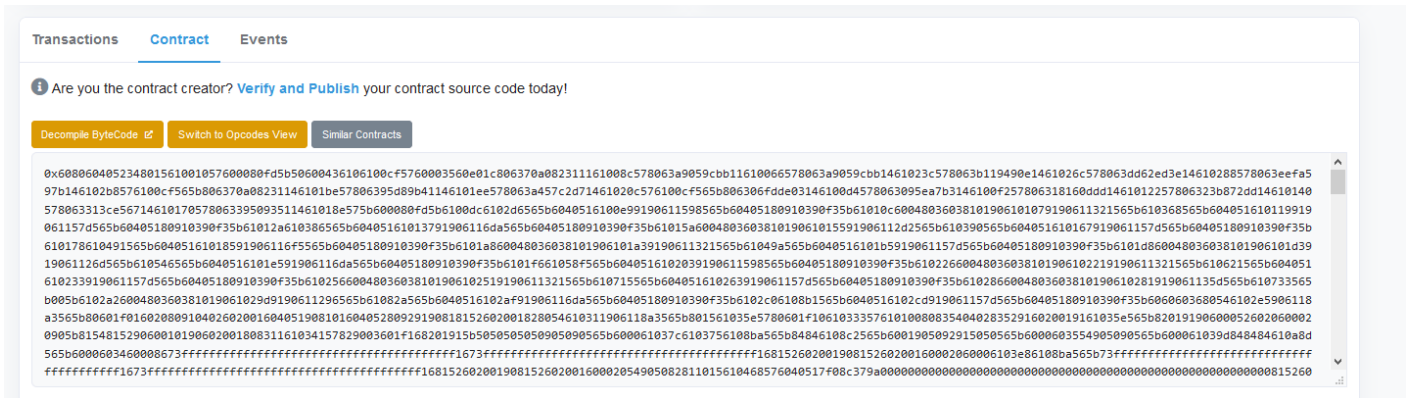
And, the resulting token on etherscan is found here - [Karma Token](#)

Manual EtherScan Verification

If you are unable to get `truffle-plugin-verify` to work for your contracts, you can alternatively flatten them manually and submit them to etherscan yourself for verification. This section will cover how to do this.

Verification of contracts on etherscan is not so straight-forward the first time around, or at least it wasn't for me. Head over to etherscan, make sure you are viewing the correct network, and enter the deployed contract address for `Karma` (Or, in your case, enter the contract address that replaced `Karma`)

[Here is the contract page for Karma that we deployed on ropsten in the output above.](#) Notice the verification status of `Karma` is Verified. Compare this page to the same page on your contract. The `Karma` contract should allow you to call functions within the `read contract` and `write contract` pages, while an unverified contract will not provide access to these functions. So, we need to verify our contracts on etherscan. When we try to view an unverified contract, we will be presented with a link to verify that looks similar to the page below.



Click `Verify and Publish`, and you will see a page that asks for several options you configured when setting up your project and writing your contracts. Select the options that match your token. My options for `Karma` are seen in the screenshot below. Please disregard the contract address in this image, as it does not reflect any address we have linked to on this page. The compiler type, version, and license are all still relevant to `Karma`.

Please enter the Contract Address you would like to verify

Please select Compiler Type

Solidity (Single file)

Please select Compiler Version

v0.8.0+commit.c7dfd78e

Un-Check to show all nightly Commits also

Please select Open Source License Type ?

3) MIT License (MIT)

I agree to the terms of service

Now, we will be presented with a screen that asks up to input the source code for the contract. **Including other contracts with an `import` is not allowed here**, and to verify simply the easiest and most effective way is to 'flatten' your `.sol` contract manually (and carefully).

At each `import` statement, recursively, simply copy-paste the code from the import in-place of the import statement itself. Remove any `SPDX-License-Identifier` beyond the initial `SPDX-License-Identifier` you declare (or should declare) at the very top of your own contract. Be sure not to leave *any* imports in the flattened contract, or verification will fail. If your contracts use arguments in the constructor, you will have to research ABI format for inputting your constructor arguments. `Karma` does not use any arguments in the constructor, so there is no need for me to do this in this example.

[Here is a pastebin example of my input that verified KarmaV1](#)

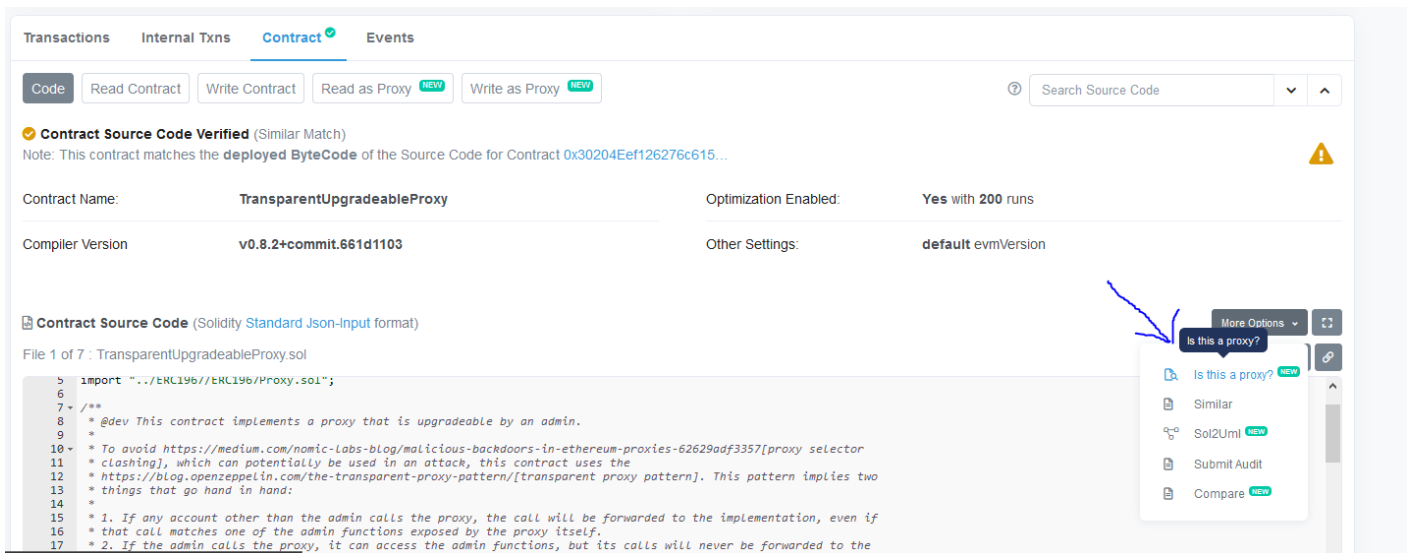
[Here is a pastebin example of my input that verified KarmaV2](#)

[Here is a pastebin example of my input that verified KarmaV3](#)

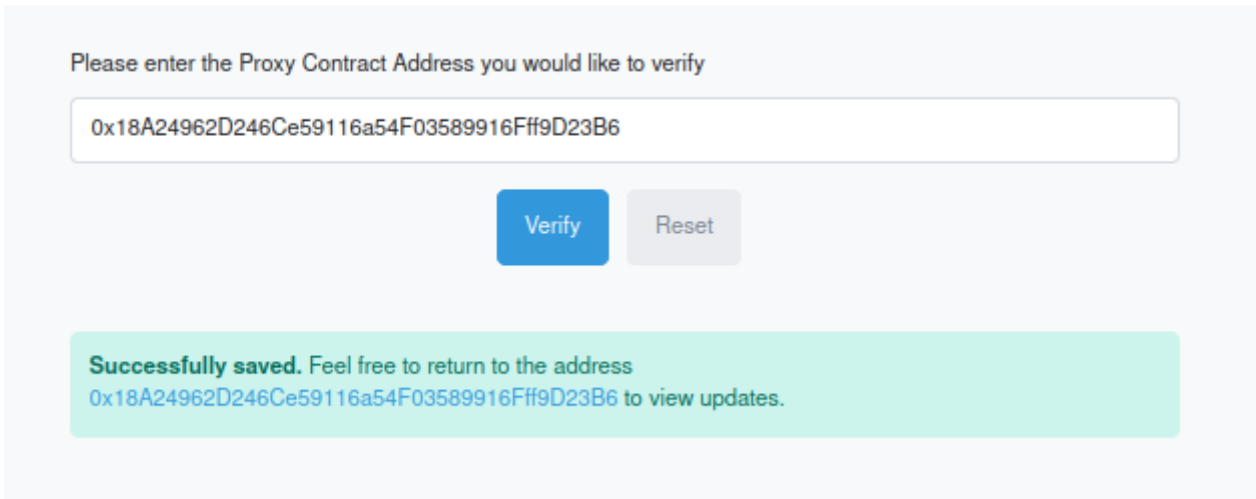
Once the verification of these implementation contracts is complete, we are ready for the final step - verifying the `TransparentUpgradeableProxy`. To do this, navigate to the relative contract address on etherscan for your deploy. For my example, [the contract for the TransparentUpgradeableProxy can be found at this link](#)

This part is very easy to miss on etherscan, and wraps up all the work we've done so far

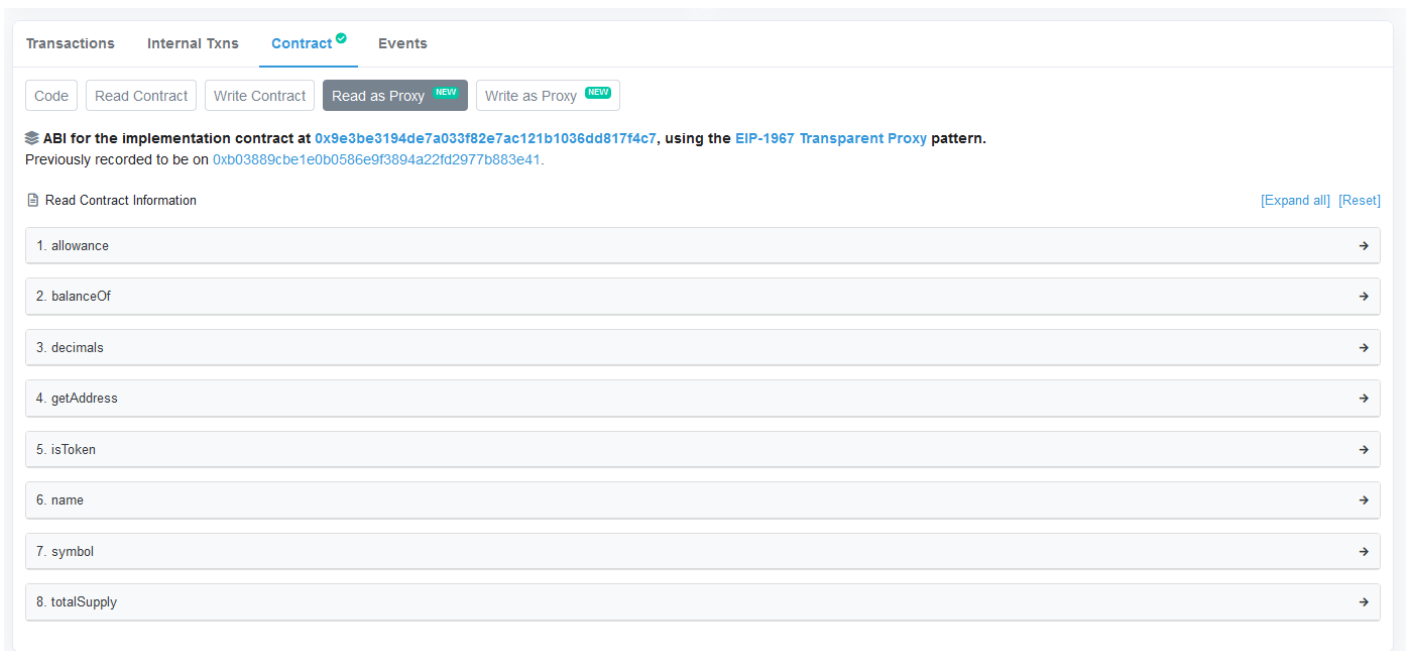
In the image below, click `More Options` and then click `Is this a proxy?` in the context menu that pops up.



This will lead you to the following verification page, which automatically fills out the contract address of the `TransparentUpgradeableProxy` and allows you to submit it for verification as a proxy contract. Click `Verify`, and if all has been done correctly, the `TransparentUpgradeableProxy` will verify with the message below!



That's it! We have deployed an upgradeable ERC20 token on the Ethereum ropsten testnet. After verifying your `TransparentUpgradeableProxy`, you should notice the addition of the `Read as Proxy` and `Write as Proxy` options when viewing the `TransparentUpgradeableProxy` on etherscan, as seen in the image below.



We should notice that the implementation contract referred to in bold is the address or the most recent `Karma`, which is `KarmaV3`. We can be sure of this by both the contract address and the addition of the `isToken` and `getAddress` functions seen under `Read as Proxy`. Pretty cool!

We now have a single contract that can refer to the most recent implementation we have defined on the ropsten testnet. Hopefully, some of this information has helped you to deploy your own token.

Revision #16

Created 2021-04-29 11:20:02 UTC by Shaun Reed

Updated 2021-05-06 09:46:07 UTC by Shaun Reed